ALUMAjet®

Ink Jet Printable Aluminum

AlumaJet® - Print Full-Color, Photo-Quality Images Directly onto Real Metal with a Standard Inkjet Printer.

AlumaJet is anodized aluminum that has been specially developed so that you may print brilliant, full-color, high-resolution images directly to the metal using standard ink-jet printers. **No special inks, transfer papers or heat presses are required!** Application include Plaques, Awards, Customized Dry Erase Boards, Signage, Diploma Reproductions, Newspaper and Magazine Article Reproductions, Labels and Name Badges among many others.

AlumaJet parts can be produced on site, at your facility, when and where they are needed; or they may be purchased from a range of independent converters who are expert, equipped and ready for your call.

Applications:

- Certificate Reproductions
- Name Badges
- Property Tags
- Wayfinding Signs
- Interior Signage
- Labels
- Photographs
- Memorabilia
- Newspaper Reproductions
- Equipment Labels
- Nameplates
- Badges
- Signs
- Awards
- Plaques
- Art Reproduction

AlumaJet Technology:

Real Color. Real Metal. Real Easy.

Horizons Incorporated

ISG Imaging Systems Group

18531 South Miles Road – Cleveland, OH 44128
1-800-482-7758 – Fax 216-475-6507
www.HorizonsISG.com
info@HorizonsISG.com

Improve your Bottom-Line

with AlumaJet Ink Jet Printable Aluminum

- Print directly on the sheet of AlumaJet for outstanding quality and resolution.
- Print in 4 color process.
- Low equipment cost requirement: ink jet printer, metal shear and laminator.
- Excellent choice for custom printing in color on metal.

Additional Processing Information

Finishes:

Matte Silver

Brushed Silver

Satin Silver

Satin Gold

Satin White

Specifications

Sizes: 8.5” x 11”, A4, A3 and 20” x 24”
Thicknesses: .005”, .012” and .025”
Available with 3M 467 adhesive backing or without.
*Sizes, thicknesses and adhesive may not be available for all finishes. Check price list for availability. If color consistency is important, we recommend purchasing material from the same lot.

- Recommended for Indoor Use
- Full Color
- Starter Systems Available

Printer Compatibility

Ink jet printers with a “J” printer path can accept the thinnest (.005”) AlumaJet sheets. A straight-through printer path is required for the thicker sheets (.012” and .025”.) Call us for a printer recommendation.

Standard dye and pigment based ink jet inks are suitable.

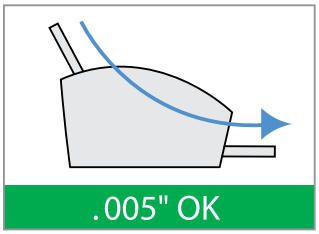

“J” Path

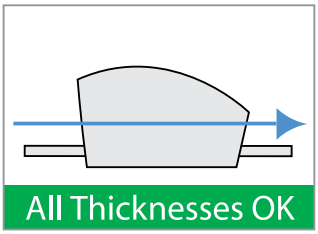

Straight Through

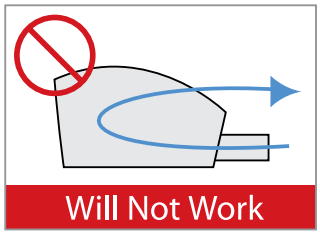

180° Turn

AlumaJet works with any water-based ink jet printer (99% of all desktop printers) that have a “J” or “straight through” path. You can view our recommended printer list on our website or call for recommendations.

How To Order

Call 1-800-482-7758 or visit our web-site at AlumaJet.com for a list of dealers.

The AlumaJet Process

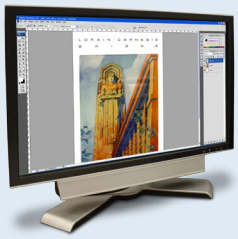
1. Design your print using appropriate software

2. Load and print AlumaJet with an ink jet printer

3. To protect the sheet, either use cold lamination or a spray coating

4. Cut and mount your AlumaJet Sheet

ALUMAjet® Ink Jet Printable Aluminum

18531 South Miles Road – Cleveland, OH 44128
1-800-482-7758 – Fax 216-475-6507
www.HorizonsISG.com
info@HorizonsISG.com

Horizons Incorporated
ISG Imaging Systems Group

*Sizes, thicknesses and adhesive may not be available for all finishes. Check price list for availability.

AlumaJet is a registered trademark of Horizons Inc.
Horizons ISG does not warrant performance of its materials in any environment.

Vol 1.3 2/18/14